

TARRAGON THEATRE



[image of the corner of Tarragon Theatre, a two story large brick building with greenery and pavement surrounding it]

If you would like more information or want to visit the theatre beforehand, please contact Heather Caplap, Tarragon's Education and Community Access Manager.

Email: education@tarragontheatre.com | Phone: 416-536-5018 x 249

Photo Credits: building exterior by Peter Harte

This Venue Guide is for audience members of Tarragon Theatre

Venue Guides are a tool of Universal Design and help make going to the theatre an easy and enjoyable experience for the greatest number of people.

The information in this guide can help you get ready for your visit to Tarragon Theatre and understand what your experience might be like.

If you would like more information or want to visit the theatre before coming to a show, please contact Heather Caplap, Tarragon's Education and Community Access Manager at education@tarragontheatre.com or 416 536 5018 ext. 249

A list of things in this document:

Page 4 Getting to the Theatre

- By Car
- By TTC
- By Bike

Page 8 The Building

Page 9 The Lobby

Page 10 The Box Office

Page 11 The Bar and Water Fountains

Page 12 The Women's

Page 13 Men's Washrooms

Page 14 The Studio Lobby

- Accessible Washroom / Family Washroom
- All Genders Washroom

Page 16 Mainspace

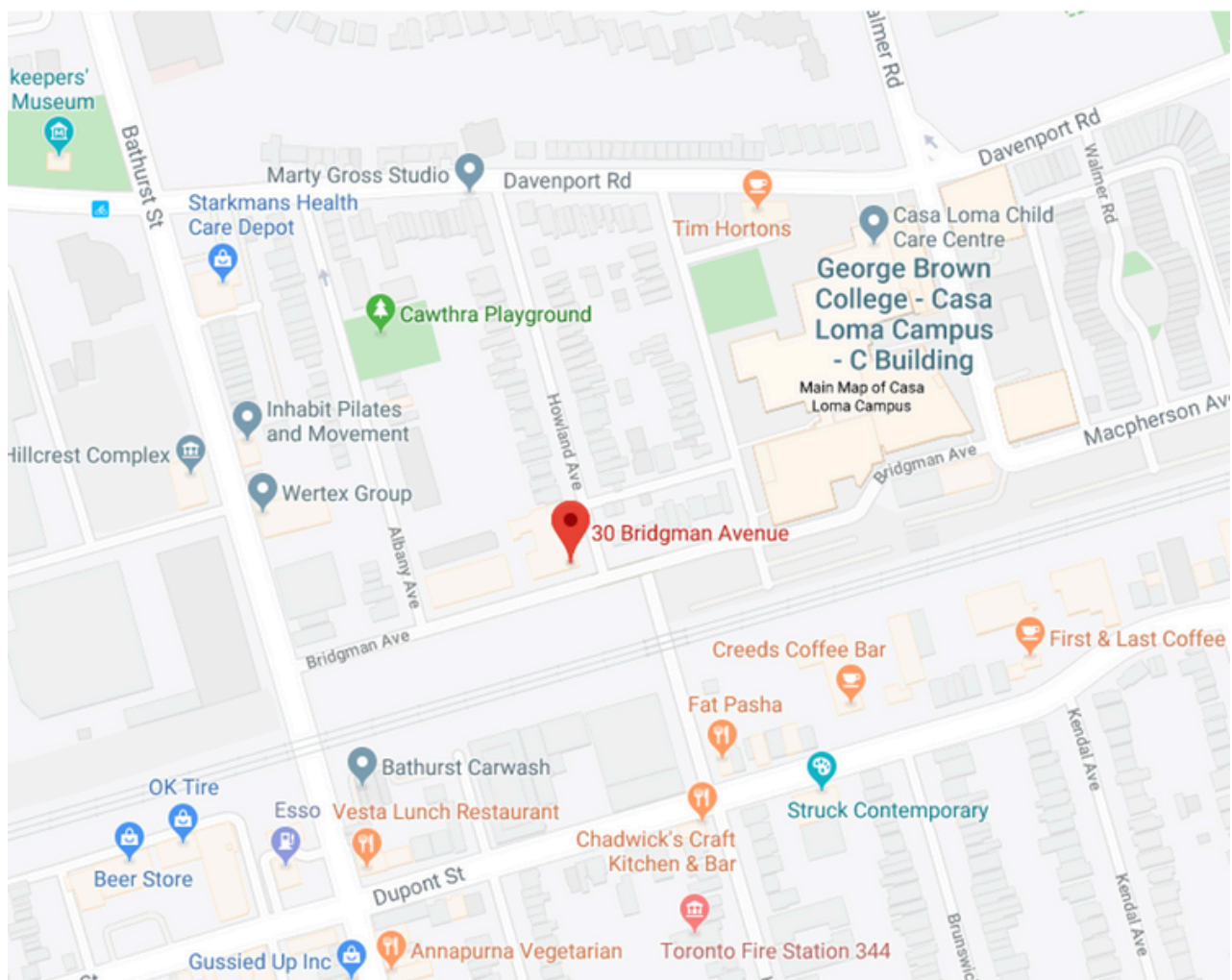
Page 19 Extraspace

Page 21 Contact Information

How to Get Here

Tarragon Theatre is located at 30 Bridgman Avenue in Toronto. The building is at the corner of Bridgman Avenue and Howland Avenue. The Main Entrance is double doors on Howland Avenue. The door on Bridgman Avenue only used by the theatre staff. There is a wooden bench with a back you can sit on beside the main entrance.

We are one block north of Dupont Street, one block south of Davenport Avenue, and two blocks east of Bathurst Street.



[image shows Tarragon Theatre's location with a red pin on a map of the nearby area]

By Car - Parking Information

Tarragon Theatre is at the corner of Howland Avenue and Bridgman Avenue. One block north of Dupont Street, one block south of Davenport Avenue, and two blocks east of Bathurst Street.

If you are driving to the theatre we recommend parking in the UnitPark parking lot on the southwest side of Bridgman across from the theatre. There are three machines, one in the middle and one at each end, in the lot. The machines accept Visa and Mastercard. You can [purchase parking in advance by clicking here.](#) The parking will be a flat rate of \$5. Once at the page, select the event you are attending at Tarragon Theatre on the Calendar. Fill in the booking form and continue to the payment page. Once payment is confirmed your parking is now paid for.

There is a second parking lot at the southeast corner of Howland and Bridgman. You can [find more information about that parking lot by clicking here.](#)

By TTC

Dupont Station: Take the southern exit out of Dupont Station. Cross the intersection to the north side of Dupont Street (towards the underpass). Turn left and cross to the west side of Spadina Avenue. Keep going west along Dupont Street. If you pass a Shoppers Drug Mart, you are going the correct way. When you reach Howland Avenue turn right and go one block north under the train overpass. The theatre will be on your left.

Bathurst Station: From Bathurst Station, take the 7 Bathurst bus north to the first stop after Dupont Street. The stop is announced as “Bridgman Avenue”. From there, go right and travel two blocks east on Bridgman Avenue to the corner of Howland Avenue.

You can use this link to the TTC website to plan your trip to the theatre. There is a check box below the “start” and “end” fields to plan a mobility device accessible trip:

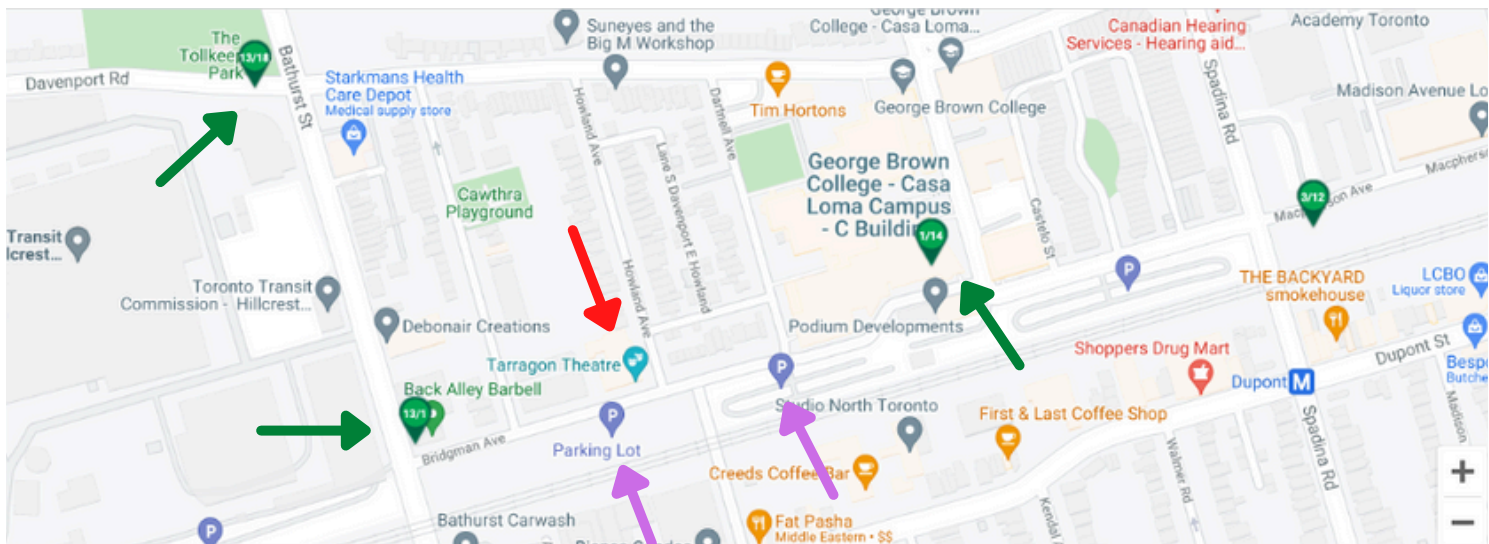
<https://www.ttc.ca/trip-planner>

By Bike

There is a bike lane on Davenport Avenue. You can turn south on Howland from Davenport to reach the main entrance of the theatre. There are six ring posts outside the theatre you can use to lock your bike. There are two to the right of the Main Entrance, two to the left, and two around the corner on the Bridgman Avenue side.

There are two Toronto Bike Share stations close to the theatre. One just west of the theatre on the corner of Bridgman and Bathurst and one just east of the theatre on the corner of Bridgman and Walmer Rd.

The image below uses arrows to show where the closest parking lots and Toronto Bike Share stations are. The red arrow shows where the theatre is, the purple arrows show where the parking lots are, and the green arrows show where the Toronto Bike Share stations are.



[image shows Tarragon Theatre's location on a map with nearby parking lots and Toronto Bike Share stations]

The Main and Accessible Entrance to the Building

Tarragon Theatre is a large brick building where plays are created and performed. There are two theatres in the building; the Mainspace, which seats 202 people, and the Extraspace, which seats 108 people. Both theatres have accessible seating.



[image of the entrance to Tarragon Theatre with an arrow pointing at a button, situated on the left side of the front doors. The arrow says "Door Button"]

The main entrance to our building is on Howland Avenue near the corner of Bridgman Avenue. The sidewalk is level leading up to the glass double doors. On your left there is a button you can press to open the door. This button sometimes gets stuck in the cold weather and you may need to press it more than once. Our staff are happy to help if needed.

The Lobby

When you come in from outside you will enter the lobby. Below is a picture of what the lobby looks like when you enter from the front doors. The lobby may be busy with many people talking and moving around. The lobby is brightly lit and there may be music playing. The art on the walls changes depending on the show.



[image of the lobby with art on the walls]

The lobby is where audience members wait before going into a theatre to experience a show. In the lobby you can sit on a bench, use the washrooms, and buy a snack or drink from concessions.

If you enter through the main doors, the box office is on your left. The box office is where you can purchase a ticket if you haven't already or connect with a staff member. The doors directly ahead of you go into the Mainspace theatre and to your right are the doors to the Extraspace theatre, concessions, and the washrooms. If you need help directing to the theatres, please approach a volunteer or ask at the box office.

The Box Office

The box office is where you can buy a ticket to see the current or a future show. If you already bought a ticket it will have been emailed to you. If you wish, you can pick up a printed ticket at the box office. The box office staff will ask you for your first and last name to find your ticket.

This is what the box office looks like when you enter the lobby from the main entrance.



[image of people sitting and standing in the box office area]

This is the box office window with two of our box office staff. They are here to help.



[image of two box office staff in the box office window]


Concessions and Water Fountains

Concessions is where you can buy snacks or drinks. It is to the right of the lobby and beside the Extraspace doors. Concessions sells alcoholic and non-alcoholic drinks. People may be drinking alcohol in the lobby. Concessions is not open during Wednesday matinées. You are welcome to bring drinks into the Extraspace and Mainspace, but snacks must be eaten in the lobby.



[image of Concessions and a bartender]

Beside Concessions are water fountains where you can take a drink, and a refill station where you can fill your water bottle.




[image of the lobby water fountain with people standing at Concessions]

The Women's Washroom, Stairs and Elevator

Tarragon Theatre has 4 washrooms. The women's washroom is on the main floor just past the bar. The men's washroom, single stall accessible / family washroom, and all genders washroom are on the second floor. You can use stairs or the elevator to get to the second floor. The stairs and elevator are to the right of the women's washroom.


The women's washroom has 4 stalls. This is what the doors to the women's washroom, stairs, and elevator look like on the first floor.



[image of the doors to the women's washroom, stairs, and elevator, with arrows indicating where each is]

The Men's Washroom

The men's washroom has 2 stalls and 2 urinals. To get there, take the stairs or the elevator to the second floor and turn right. This is what the doors to the men's washroom, stairs, and elevator look like on the second floor.



[image of the doors to the men's washroom, stairs, and elevator with arrows indicating where each is]

The Studio Lobby - Accessible / Family Washroom, All Genders Washroom

The Studio Lobby is where the single stall accessible / family washroom and all genders washrooms are. To get there, take the stairs or the elevator to the second floor and turn left down the hallway. You will pass through an open doorway on your way down the hallway. This, and the following doorways, are the most narrow doorways in Tarragon. They are 33 inches wide. At the end of the hallway, turn right to enter the Studio Lobby. If the door is closed, there is a push button to the right of the door to open it.

Below is what the entrance to the studio lobby looks like when you come from the hallway.



[image of the entrance to the Studio Lobby with arrows pointing to the 'Door Button' and 'Accessible Washroom']

The Studio Lobby - Single Stall Accessible / Family Washroom, All Genders Washroom

When you enter the Studio Lobby, directly to your left is the Single Stall Accessible / Family Washroom. Further into the room, but still on your left is All Genders washroom.

There is a push button to open the door of the Single Stall Accessible / Family washroom. The door button is to the right of the door. The Single Stall Accessible / Family washroom is large enough for a power chair to turn around in. There is a change table in this washroom.

The All Genders washroom has 2 stalls. It can be used by anyone who wants to use it.

Below is an image of the Studio Lobby.



[image of the Studio Lobby, with white walls, grey carpet, a red couch, and labelled arrows pointing to the washrooms and door button.]

The Mainspace Theatre

The Mainspace is the larger of our two theatres. It can seat 202 people. There is one row of accessible seating in the middle of the seating area. If you need accessible seating please let the box office staff know.

The doors to the Mainspace will be directly ahead of you when you enter from the lobby. A volunteer usher will ask to see and scan your ticket when you enter. If you purchased a ticket before arriving it will be in your email inbox and you can show your ticket on your phone. You can also ask a box office staff member to print your ticket for you.

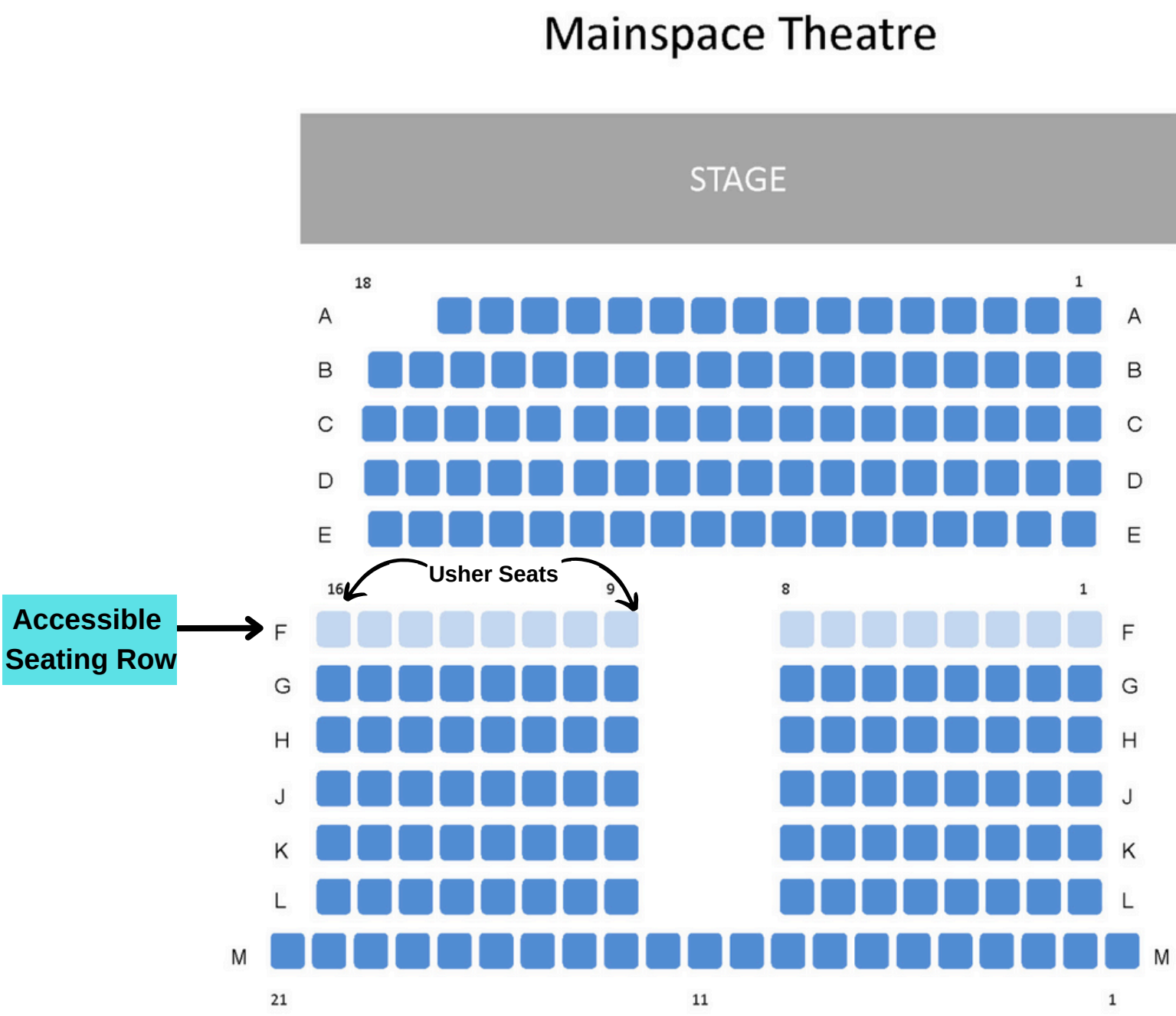
There is assigned seating in the Mainspace. The rows are marked with white letters on the walls and the seat numbers are on the top of the chairs. A volunteer usher can help you find your seat.

The lights will be on and people may be talking before the show starts. Right before the shows begins a box office staff member will go to front of the theatre and make an announcement and share a land acknowledgement. They will then exit, the theatre doors will close, the lights will go down and the show will begin.

If you need to leave the theatre at any point you can. If you need help exiting the theatre, please alert an usher. They are usually seated in the accessible row near both the lobby exit or the street exit of the theatre. Re-entry is permitted for MOST Tarragon shows. A volunteer usher can tell you if re-entry is permitted for the show you are about to see.

The Mainspace Theatre

Below are pictures of the Mainspace Theatre.




[image of the seating chart for the Mainspace with an arrow showing where the ushers usually sit]

The Mainspace Theatre



[image of entering the Mainspace]



[image of where the audience sits in the Mainspace]

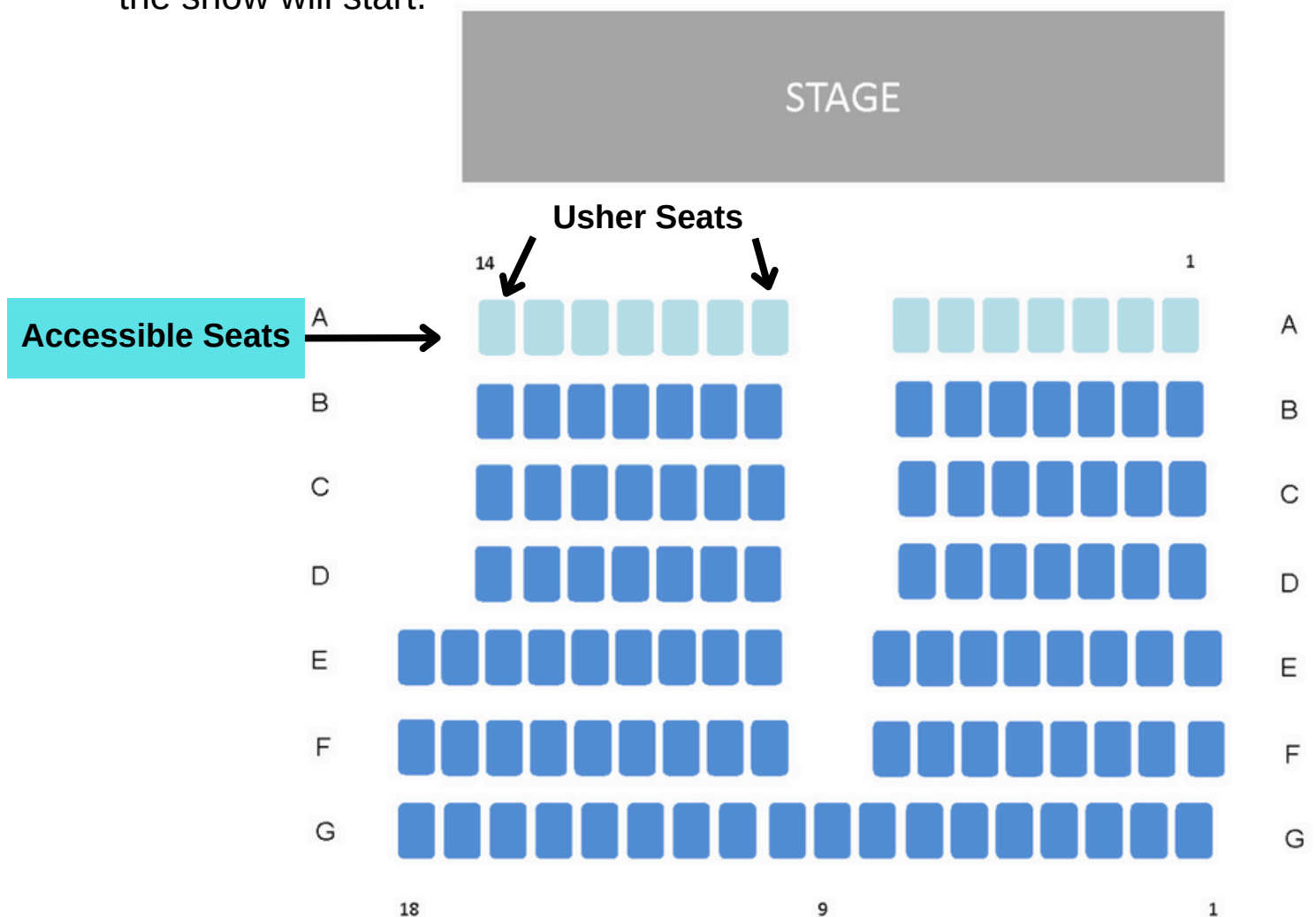


[image of the Mainspace stage from the audience.
Set and Costume Design: Rachel Forbes for *Copy That*]

The Extraspace Theatre

The Extraspace is the smaller of our two theatres. It can seat 108 people. If you need accessible seating please let the box office staff know. The doors to the Extraspace are to your right when you enter from the lobby. The doors are beside Concessions and the water fountains. A volunteer usher will ask to see your ticket when you enter. There is assigned seating in the Extraspace. The rows are marked with white letters on the walls and the seat numbers are on the top of the chairs. A volunteer usher can help you find your seat.

The lights will be on and people may be talking before the show starts. Right before the shows begins, a box office staff member will go to the front of the theatre, make an announcement and share a land acknowledgment. They will then exit, the theatre doors will close, and the show will start.



[image of the seating chart for the Extraspace with arrows pointing to where the ushers usually sit]

The Extraspace Theatre



[image of the Extraspace entrance]



[image of where the audience sits in the Extraspace]



[image of the Extraspace stage from the audience]

Contact Information

If you have any questions or concerns about the Venue Guide or planning a visit to Tarragon Theatre please reach out.

We love feedback on our accessible programming, if there is anything you would like to share please send us an email.

Heather Caplap

Education and Community Access Manager

Email: education@tarragontheatre.com

Phone: 416-536-5018 x 249

Natasha Parsons

Director of Patron Services

Email: patronservices@tarragontheatre.com

Phone: 416-531-1827

Address

30 Bridgman Avenue

Toronto, Ontario, M5R 1X3

We Hope You Enjoy Your Visit to Tarragon Theatre!